



LIGHTING CONTROL PANEL - 4 TOUCH

AXS000_T4M

LIGHTING CONTROL PANEL - 4 TOUCH

AXS000_T4M

STC (Standby Touch Recovery) &
AAB (Adjustable Automatic Backlight) Technology.
We use high-end embedded technology to design
innovative scenarios.





General description

The Calirom 4 Touch is a device serving two purposes: an online highly configurable light controller interface and a room status controller. It communicates with Room Controller via the wired Room Bus connection.

Due to many configuration options available, the module can be adapted to work under several different conditions and serve different purposes. This is why we recommend that when considering this module, the user should think about the core capabilities rather than strict applications, as it can easily be adapted via software to serve different purposes.

Light control buttons:



Main lights(Touch button)

Controls a set of lights which are defined as main in the system.



Ambient Light (Touch button)

Turns on the set of lamps corresponding to the preset scenario for an ambient light.



Desk light (Touch button)

Controls the lights which are assigned to the desk.



Relax (Touch button)

Controls a set of lights which are defined as relax in the system.

High availability

The Calirom 4 Touch is locally supervised by the Calirom Room Controller Module. This comes with a built-in programmable offline mode which automatically kicks in in case the communication with the server is lost. The configuration for this operation method is set by the server and saved locally on the module. The offline operation method allows the users to have a backup in case of technical difficulties. Complex offline algorithms are used to insure the comfort of your clients and the safety of your rooms.

Electrical characteristics

When using the module make sure you don't exceed any of the following power ratings:

- Supply voltage : 10 ... 14V
- Power consumption : 300mA / 12V
- Communication layer : RS485 half duplex
- Room Controller wiring : 6x0.22 mm wires (2 power supply, 2 RS485, 1 Room Bus and 1 DND wire)
- Additional contacts: 8 analog contacts normally open for interfacing with the light control unit : recomanded cable 10x0.22 mm.

The isolation rating between the two output groups is 500V, thus giving total flexibility on the choice of controlled loads and their power supplies.

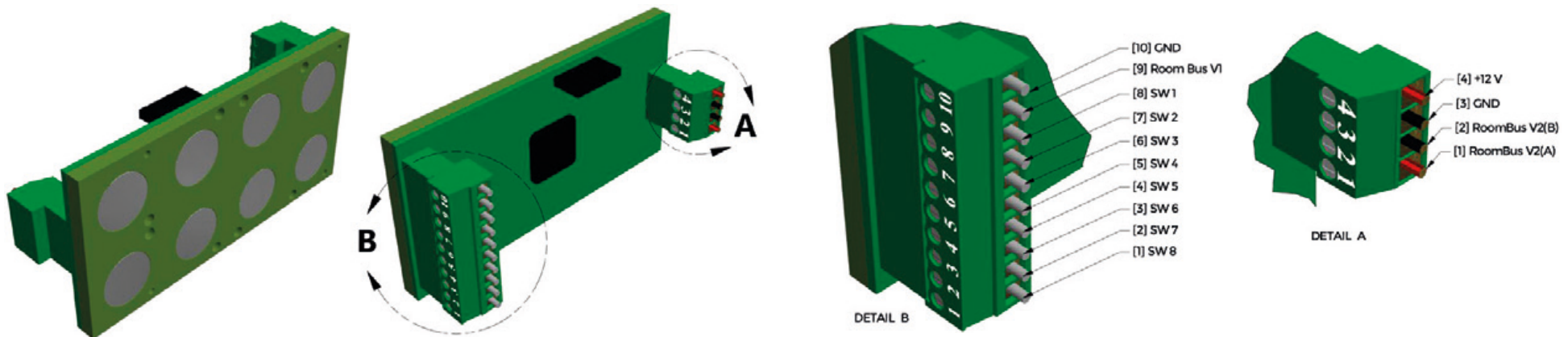
Operating conditions

Characteristic	Min Max Ratings
Humidity	5% to 80%
Temperature	-20 C to +50 C (with no icing or condensation)

The module should be voided from direct contact with water or highly humid areas. It should be used indoors, as long as ratings do not exceed the above specifications.

Wiring diagram

The following illustrates a general purpose wiring diagram which should be adapted based on a particular installation.



The input +12V DC should come directly from a Calirom Room Controller. Do not use any other supply connections.

Example usage

Wiring of the device should be done based on the particular application that the module is used for.

Examples applications

1. LIGHT CONTROL FOR HOTEL ROOMS

With the Calirom Room Controller, the Calirom 4 Touch can be used to provide light control to a hotel room. Typical room scenarios and custom tailored scenarios can be easily controlled. At the same time, the Calirom 4 Touch can provide control for online room status management.

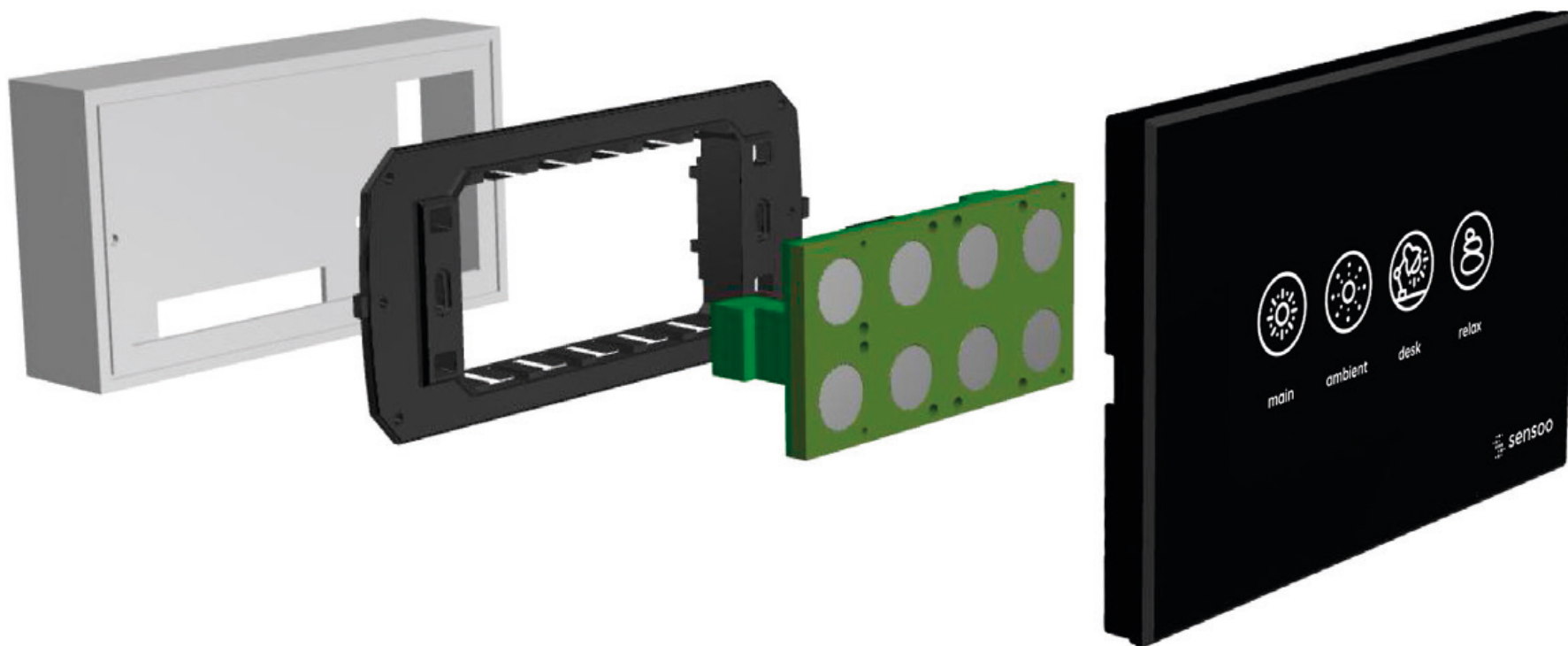
2. LIGHT CONTROL FOR HOTEL APARTMENTS

In the case of dual-room or multiple-room hotel apartments, multiple Calirom 4 Touch Panel can be connected to provide the best experience for the guests. In this scenario, each room can have its own lighting settings or both of them can be controlled from the reception desk computer. Like in the case of hotel rooms, the system can provide control for online room status management.

3. GENERAL PURPOSE LIGHT CONTROL

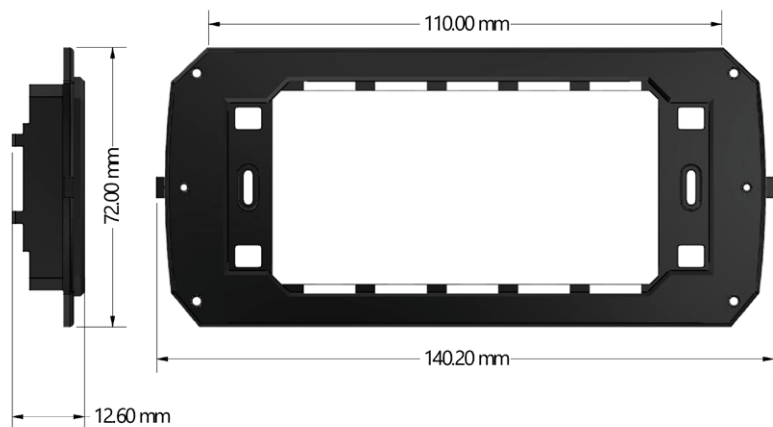
The Calirom 4 Touch can be successfully used in companion with Calirom Room Controller as a general purpose online light controller in restaurants, hallways, offices, administrative rooms, etc.

Mounting instruction

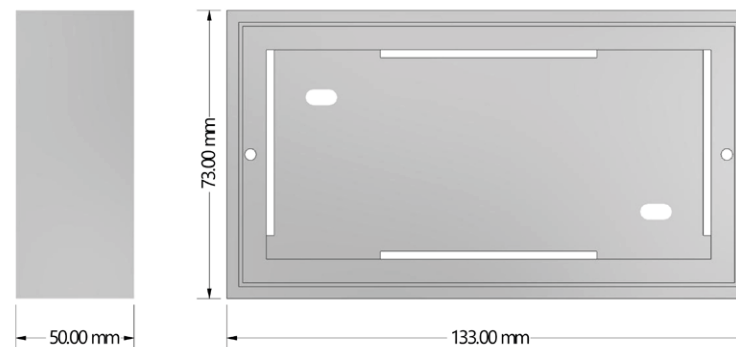


The Calirom AXS000_T4M Touch Control Panel It will be encased in a 4 module dock, allowing a customizable ornament or front cover to be mounted. **Material: GLASS.**

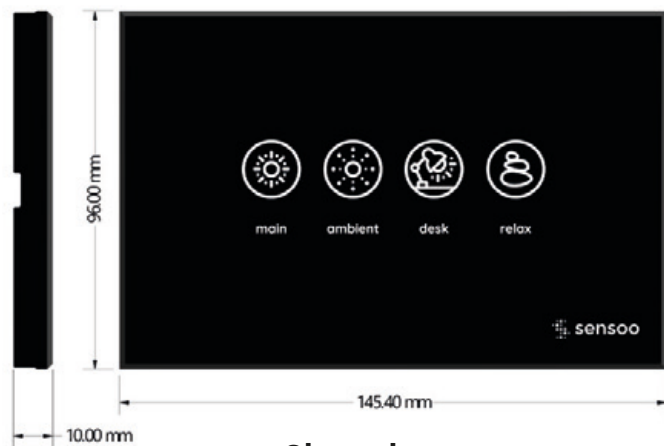
Mounting components dimensions



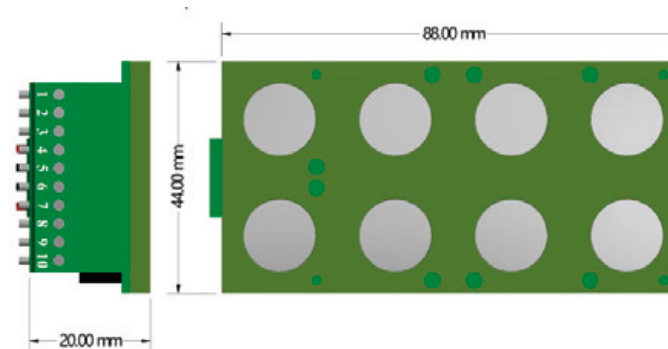
Standard mounting brackets



Wall mounting box



Glass plate



Electrical component

Regulatory Notices

Please note that this equipment is compliant for the following:

CE - COMPLIANCE TO EUROPEAN UNION (EU)

This equipment complies with the rules, of the Official Journal of the European Union, for governing the Self Declaration of the CE Marking for the European Union as specified in the above directive(s) per the provisions of the following standards: IEC/EN 61326-1 Product Standard, IEC/EN 61010-1 Safety Standard.

WEEE - DIRECTIVE OF THE EUROPEAN UNION (EU)

This equipment and its packaging carry the waste of electrical and electronic equipment (WEEE) label, in compliance with European Union (EU) Directive 2002/96/EC, governing the disposal and recycling of electrical and electronic equipment in the European community.



Find us at:

www.calirom.ro

office@calirom.ro

tel: 0364 228 055

