



PROXIMITY CARD READER

AXS002_C125V4 + AXS002_N3M



PROXIMITY CARD READER

AXS002_C125V4 + AXS002_N3M

STC (Standby Touch Recovery) & AAB (Adjustable Automatic Backlight) Technology.
We use high-end embedded technology to design innovative scenarios.



General description

The Proximity card reader is a fully integrated, programmable 125 kHz RFID reader, designed for hotels, apartments and offices, for indoor use only. It's intended usage is to be placed near the door, in order to control the access to the room according to the cards that have been assigned to.

Embedded States Modules

Privacy:

Visual signaling - the backlight will turn red when active. The function can be activated by touching the PRIVACY reactive buttons, both present on the Smart Card Holder and Thermostat. In the complete and intermediate setup - without thermostat and fan coil control - the notification will be sent to the reception station. The Privacy function can only be deactivated by the customer, by touching the Smart Card Holder and Room Unit correspondent button.

Clean:

Visual signaling - The backlight will light blue and a notification will be sent to the reception station. The CLEAN function can be deactivated by using the 3BL Smart Card Holder and Room Unit correspondent button. In the complete and intermediate setup - without thermostat and fan coil control - it can also be deactivated from the reception station as soon as the cleaning staff confirmed that the room was cleaned.

Bath alarm:

Visual and audible signaling - the backlight will flash red and the buzzer will generate intermittent beeps for as long as the alarm will be active.

Open door time-out:

Visual and audible signaling - The backlight will flash green and the buzzer will generate intermittent beeps if the door has been left open for a predetermined period of time. In the complete and intermediate setup - without thermostat and fan coil control - this alert can be viewed from the reception station. The function will be deactivated as soon as the door will be closed.



Personalized ornaments

The Proximity card reader ornaments can be manufactured from glass material and the available shades can be any of the standard color from the classic RAL system chart. Calirom offers two possible options regarding the ornament setup to be chosen:



CUSTOM SETUP:

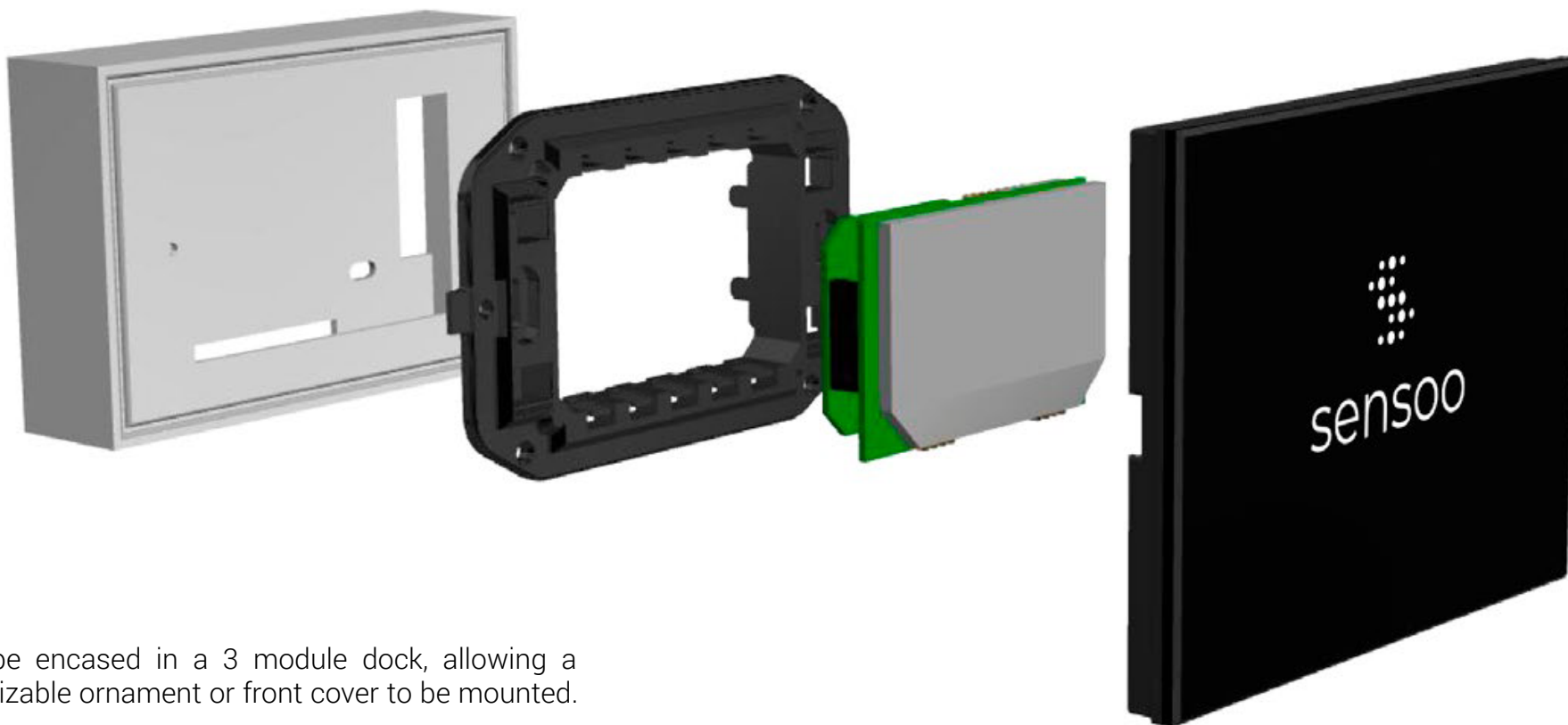
This option comes with additional costs due to the complexity of the manufacturing process. The ornaments can be made of glass material with the custom logo and personalization options. The available shades are any of the standard color from the classic RAL system chart.



SIMPLE SETUP:

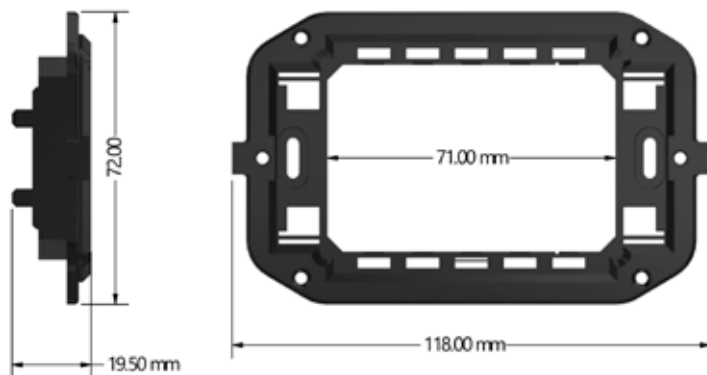
Glass material with the standard RFID logo.
The available shades are black or white.

Mounting instructions

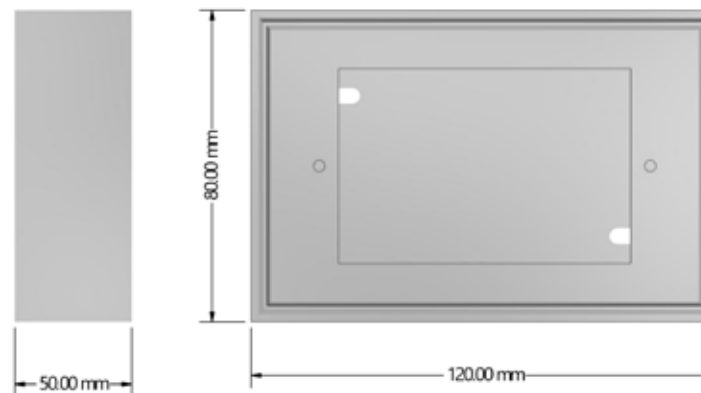


It will be encased in a 3 module dock, allowing a customizable ornament or front cover to be mounted.

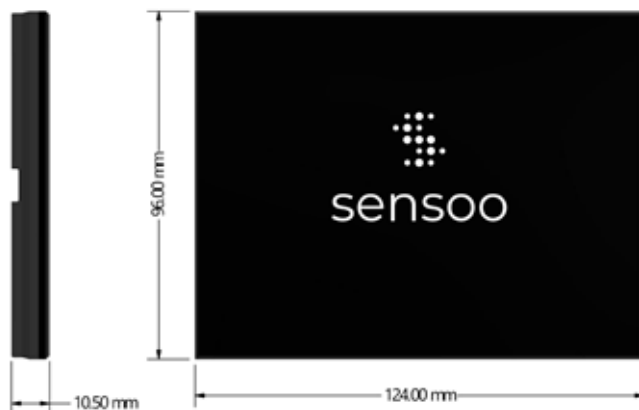
Mounting components dimensions



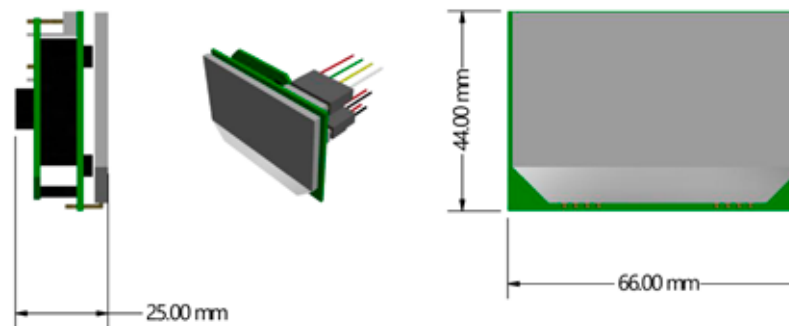
Standard mounting brackets



Wall mounting box



Glass plate



Electrical component

Communication & Configuration

The Proximity Card Reader communicates with the server via the HotelBus, using the RS485 communication protocol. Please check Connection Schematic and System Diagram for further details.

Configuration, programming and debugging is done using Windows based compatible service tool RFID ECO V4, through USB port. It can also be done through the Calirom GUI (graphical user interface) using the embedded debugging and setup module.

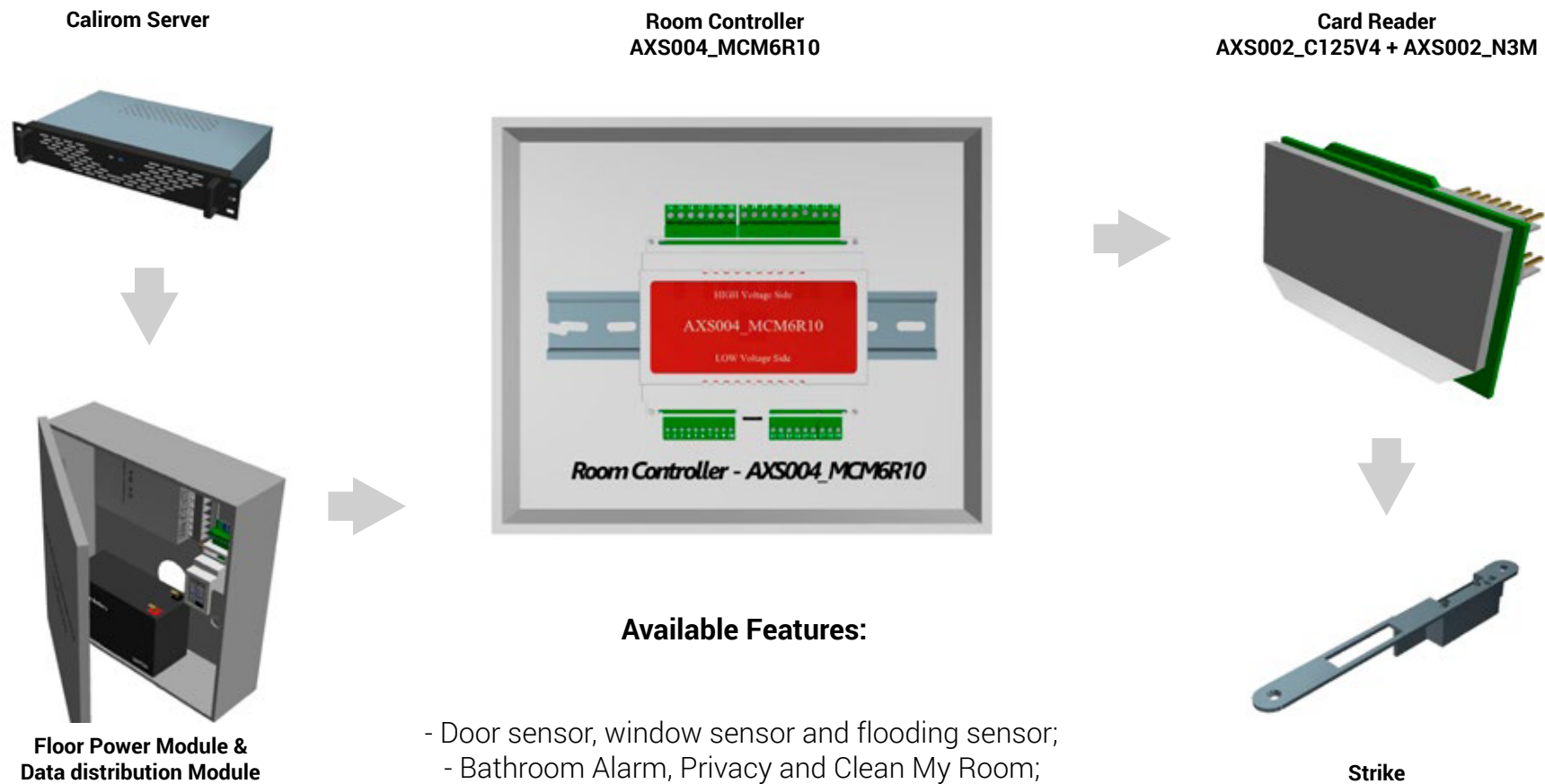
The Proximity Card Reader includes a backup system, meaning that if the module will lose the communication with the server - due to the fact that all the assigned and valid access cards will be stored into the proximity card reader memory - both the guests and the employees will have access to the system features and the room will be powered.

Equipment characteristics:

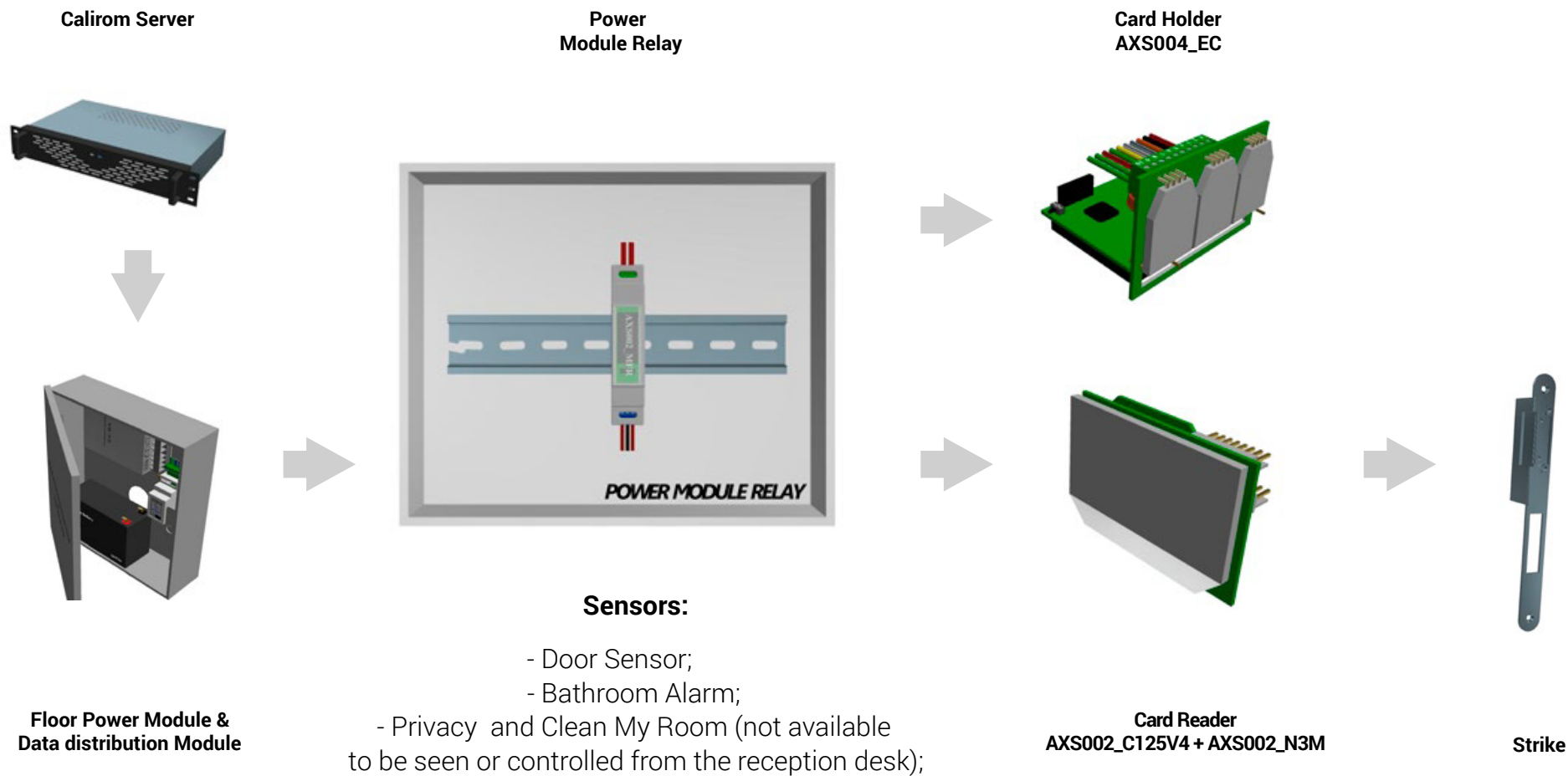
Technical data

Nominal Voltage	12 Vcc
Consumption	200 mA
Maximum Load	250 m
RFID Frequency	125 Khz
Comm protocol	RS485 fullduplex
Preset time	0 sec - "
Memory	600 cards

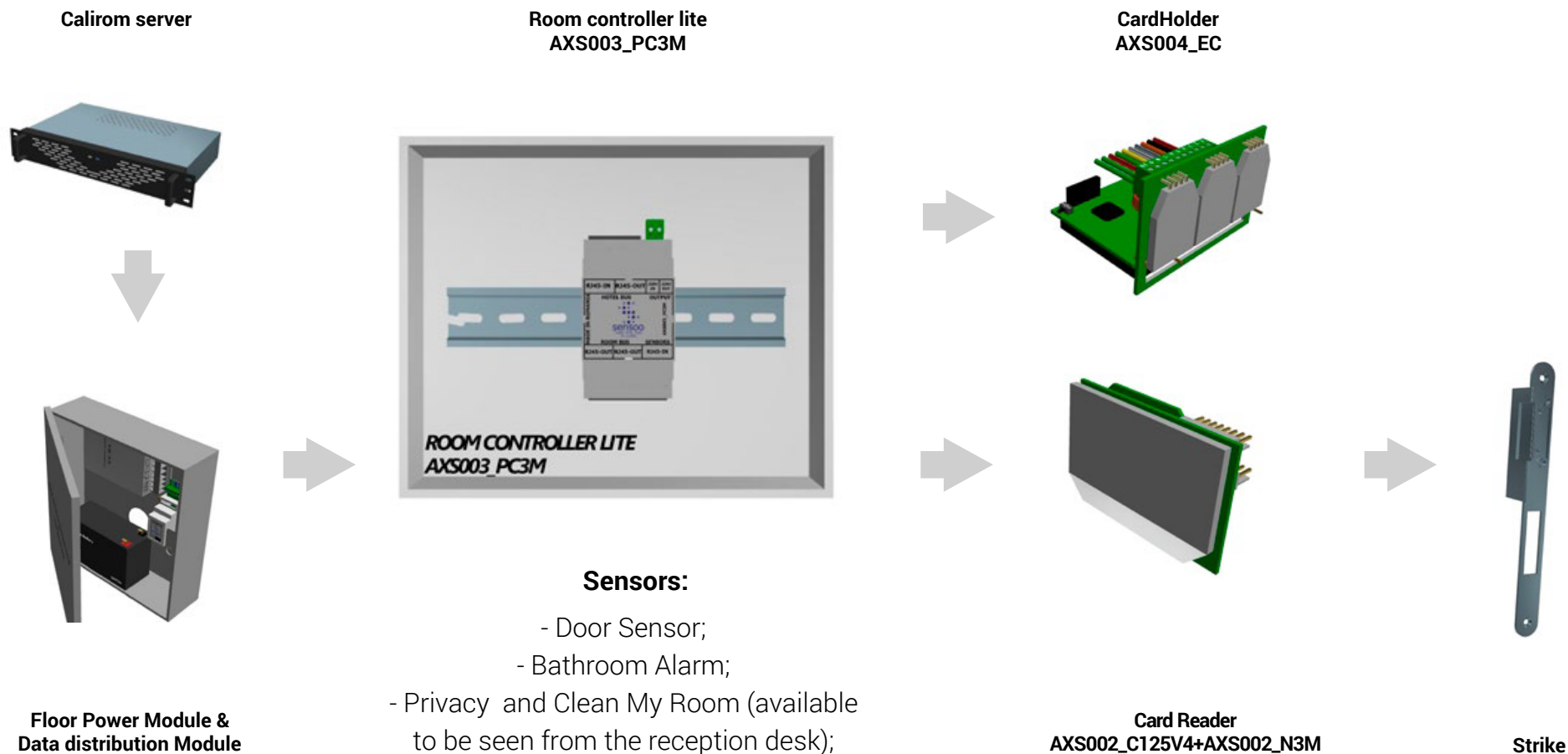
System Diagram Scenario 1



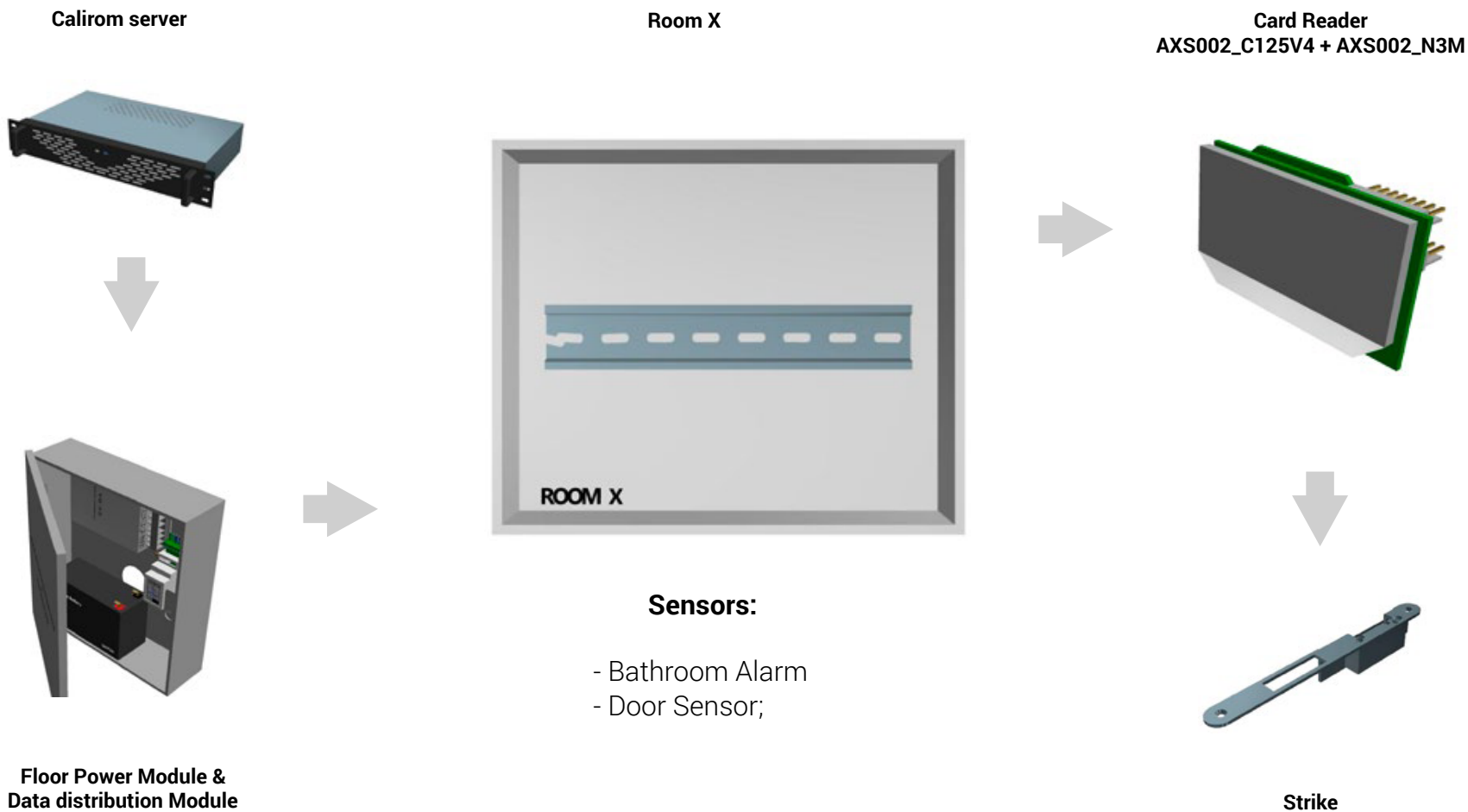
System Diagram Scenario 2 - (without Room control unit)



System Diagram Scenario 3 - Intermediate (Without thermostat and fan coil control)



System Diagram Scenario 4 - (Only Proximity Card Reader)



Regulatory Notices

Please note that this equipment is compliant for the following:

CE - COMPLIANCE TO EUROPEAN UNION (EU)

2004/108/EC Electromagnetic Compatibility Directive

This equipment complies with the rules, of the Official Journal of the European Union, for governing the Self Declaration of the CE Marking for the European Union as specific in the above directive(s) per the provisions of the following standards: IEC/EN 61326-1 Product Standard, IEC/EN 61010-1 Safety Standard.

WEEE - DIRECTIVE OF THE EUROPEAN UNION (EU)

This equipment and its packaging carry the waste of electrical and electronic equipment (WEEE) label, in compliance with European Union (EU) Directive 2002/96/EC, governing the disposal and recycling of electrical and electronic equipment in the European community.



Find us at:

www.calirom.ro

office@calirom.ro

tel: 0364 228 055

